

Road to Nowhere

The Nowhere Lab Website

Outline

- Goals
- Tools
- Workflow
- Demo
- Future
- Q&A

Goals

- Provide a web home for the lab
- Lower the barrier to contribution
- Support distributed, asynchronous contribution
- Minimize administration
- Keep costs low

Current domains

The main site

nowherelab.com (all roads lead here...for the moment)


These are just reservations for now. To be updated if and when needed.

- nowherelab.org
- nowherelaboratory.com
- nowherelabpodcast.com
- thenowherelab.com
- thenowherelab.org
- thenowherelabpodcast.com

tools

Site built with a static generator

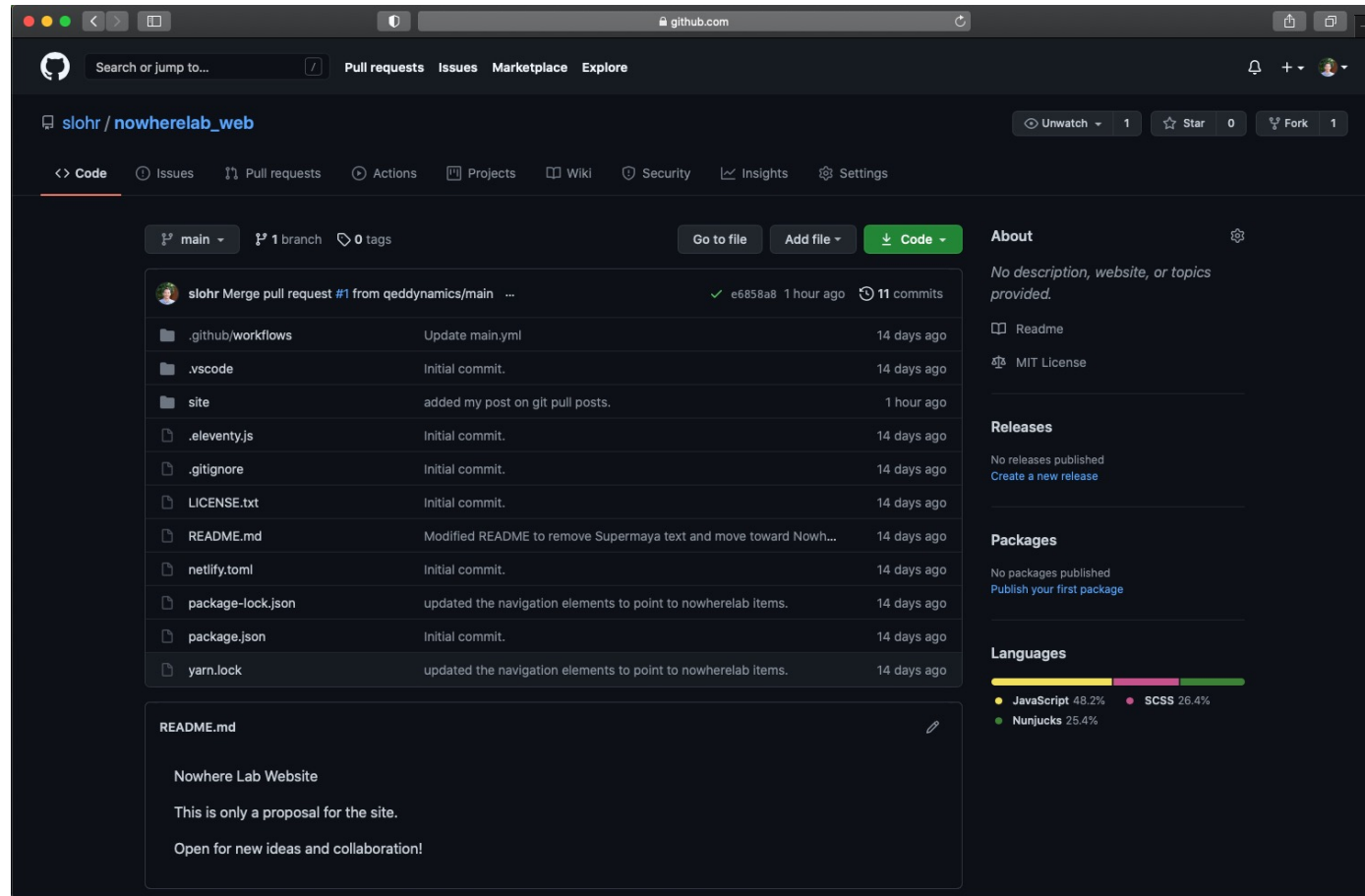
<https://www.11ty.dev/>



Automates the HTML generation to simplify contribution

Code hosted in Github

https://github.com/slohr/nowherelab_web



The use of source control allows collaborative development on any schedule or continent

Site served from AWS S3

Amazon S3 > nowherelab.com

nowherelab.com

Publicly accessible

Objects | Properties | Permissions | Metrics | Management | Access Points

Objects (19)

Objects are the fundamental entities stored in Amazon S3. You can use [Amazon S3 inventory](#) to get a list of all objects in your bucket. For others to access your objects, you'll need to explicitly grant them permissions. [Learn more](#)

[Refresh](#) [Copy URL](#) [Open](#) [Download](#) [Delete](#) [Actions](#) [Create folder](#) [Upload](#)

<input type="checkbox"/>	Name	Type	Last modified	Size	Storage class
<input type="checkbox"/>	android-chrome-192x192.png	png	May 18, 2021, 22:05:50 (UTC-07:00)	8.7 KB	Standard
<input type="checkbox"/>	android-chrome-512x512.png	png	May 18, 2021, 22:05:50 (UTC-07:00)	36.1 KB	Standard
<input type="checkbox"/>	apple-touch-icon.png	png	May 18, 2021, 22:05:50 (UTC-07:00)	7.7 KB	Standard
<input type="checkbox"/>	css/	Folder	-	-	-
<input type="checkbox"/>	favicon-16x16.png	png	May 18, 2021, 22:05:50 (UTC-07:00)	293.0 B	Standard
<input type="checkbox"/>	favicon-32x32.png	png	May 18, 2021, 22:05:50 (UTC-07:00)	537.0 B	Standard
<input type="checkbox"/>	favicon.ico	ico	May 18, 2021, 22:05:50 (UTC-07:00)	15.0 KB	Standard
<input type="checkbox"/>	feed.xml	xml	May 18, 2021, 22:05:50 (UTC-07:00)	29.8 KB	Standard
<input type="checkbox"/>	index.html	html	May 18, 2021, 22:05:50 (UTC-07:00)	7.4 KB	Standard
<input type="checkbox"/>	js/	Folder	-	-	-

<https://s3.console.aws.amazon.com/s3/#> © 2008 - 2021, Amazon Web Services, Inc. or its affiliates. All rights reserved. [Privacy Policy](#) [Terms of Use](#) [Cookie preferences](#)

Only allows static content but keeps the costs super low

workflow

Workflow in general

Site Developers

- Change layout
- Change structure
- Add “features”
- Publish content

Content Creators

- Add pages
- Add posts
- Edit copy

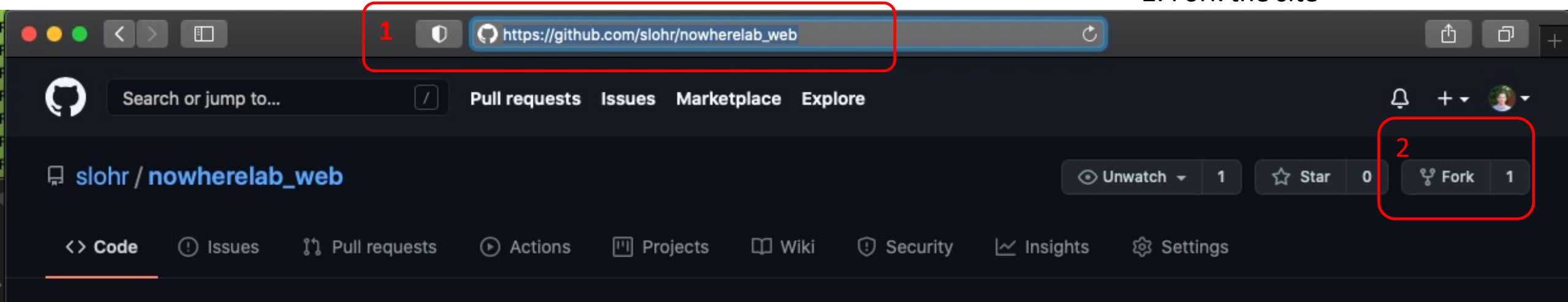
Anyone can be a Content Creator

Site Developer could be a shared role or a position someone holds for a set period of time

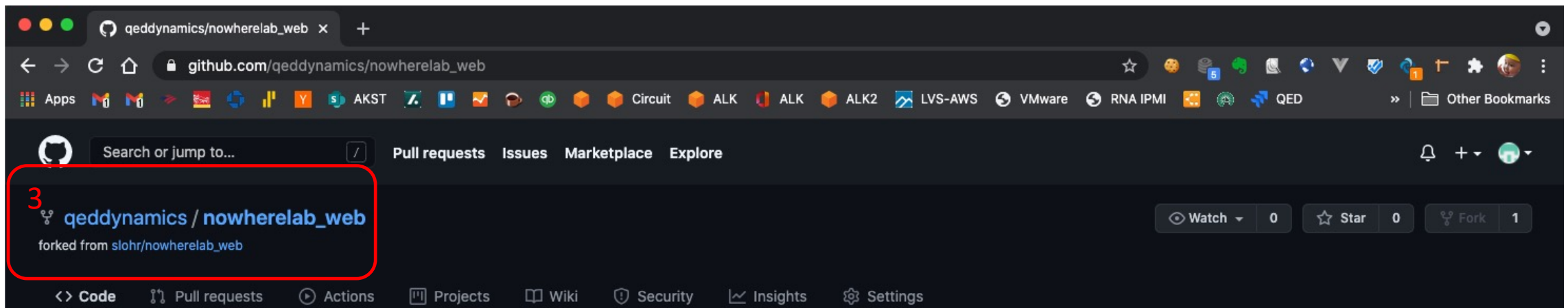
Content creation workflow

1. Go to https://github.com/slohr/nowherelab_web

2. Fork the site



3. Work in your own version of repo



Content creation workflow

```
git clone https://github.com/<your_user_name_likely_here>/nowherelab_web.git
```

Follow guide on: <http://nowherelab.com/posts/getting-started/>

Add pages or posts likely by:

1. Copying existing
2. Rename to new
3. Edit the content

Then:

1. Run local server
2. Verify content
3. Edit content



Then:

1. Git add <new_content_file>
2. Git push
3. Make pull request

Publishing workflow

For posts and pages

1. Review pull request
2. Merge request

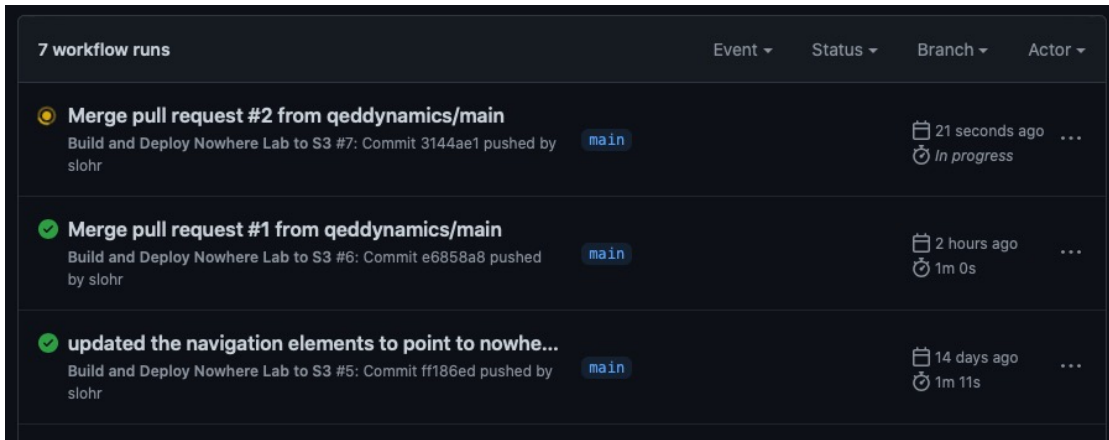
--OR--

For extensive changes

1. Clone repository
2. Merge requests locally
3. Verify in local server
4. Commit changes

In either case the main github repo will automatically deploy to AWS S3

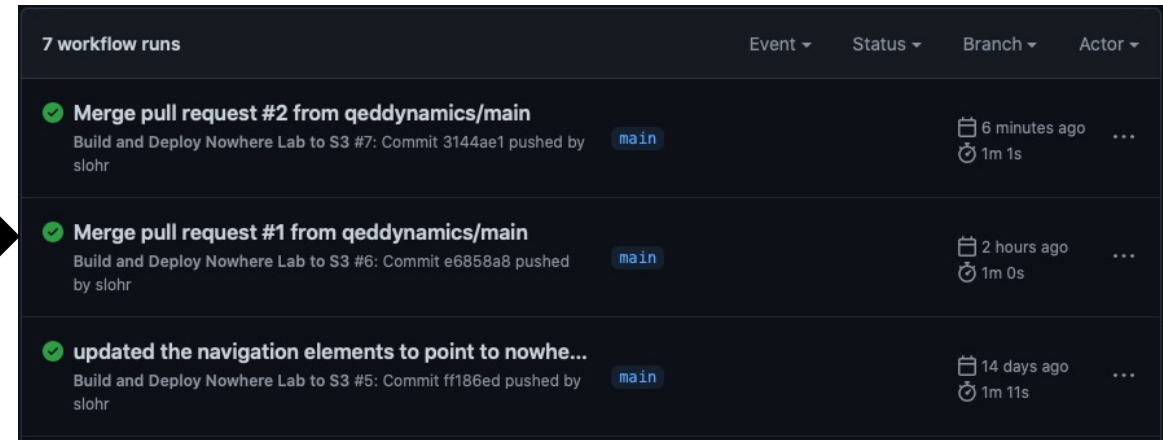

Automatic unless it breaks



7 workflow runs

Event	Status	Branch	Actor
Merge pull request #2 from qeddynamics/main	●	main	slohr
Merge pull request #1 from qeddynamics/main	●	main	slohr
updated the navigation elements to point to nowhe...	●	main	slohr

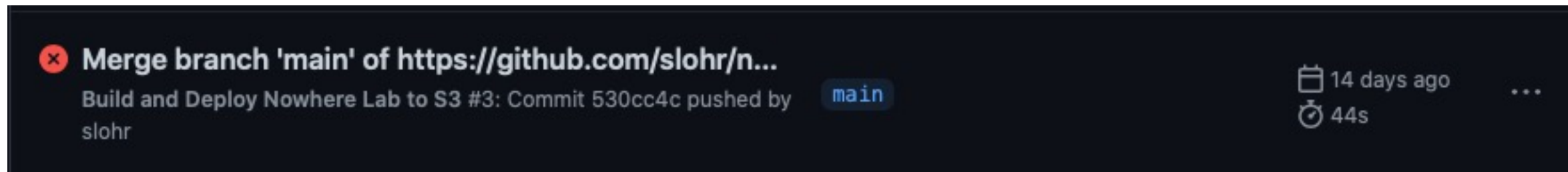
The first run is in progress (yellow dot) and has a timer of 21 seconds. The other two runs are completed (green dots).



7 workflow runs

Event	Status	Branch	Actor
Merge pull request #2 from qeddynamics/main	●	main	slohr
Merge pull request #1 from qeddynamics/main	●	main	slohr
updated the navigation elements to point to nowhe...	●	main	slohr

All three runs are now completed (green dots). The first run's timer shows 6 minutes and 1 second.



✘ Merge branch 'main' of https://github.com/slohr/n...
Build and Deploy Nowhere Lab to S3 #3: Commit 530cc4c pushed by slohr

14 days ago
44s

Here you'll need to verify this commit can actually run locally then push again
But the site will not be touched until it turns green!!!

demo

Future work

- Create Slack channel to capture ideas and content (in addition to the code)
- Possibly move master repo from slohr account to a nowherelab account
- Volunteers!
- learn – adjust – repeat

Q&A

fin